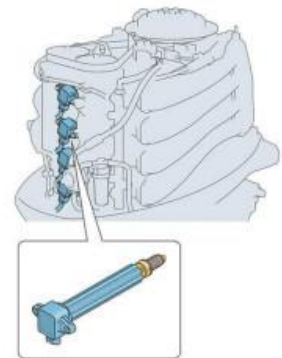
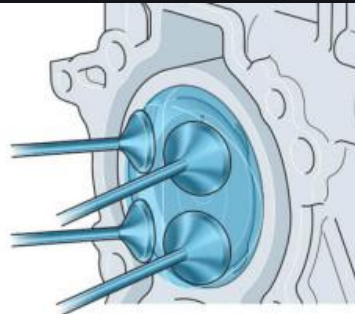
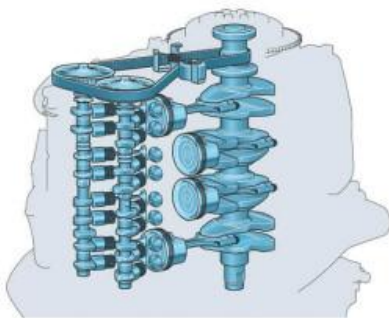




VF115



Specifications

Boat Details

Price	POA	Boat Brand	Yamaha
Model	VF115	Length	0.00
Year	2026	Category	Boat Engines and Outboards
Hull Style		Hull Type	
Power Type	Power	Stock Number	VF115LA

Disclaimer

Our company offers the details of this vessel in good faith but cannot guarantee or warrant the accuracy of this information nor warrant the condition of the vessel. A buyer should instruct his agents and/or surveyors to investigate such details buyer desires validated. This vessel is offered subject to prior sale, price change or withdrawal without notice.

Condition
Suburb

New
HORNSBY

State
Engine Make

New South Wales

Disclaimer

Our company offers the details of this vessel in good faith but cannot guarantee or warrant the accuracy of this information nor warrant the condition of the vessel. A buyer should instruct his agents and/or surveyors to investigate such details buyer desires validated. This vessel is offered subject to prior sale, price change or withdrawal without notice.

Description

When it comes to exhilarating performance, no other engine matches the speed, weight and smarts of Yamaha's VMAX SHO (Super High Output) four-stroke engines. The VMAX SHO high performance range was recently expanded to include the VF115, allowing smaller horsepower rated boats to take advantage of this high performance platform. This in-line four cylinder, 1.8 litre outboard is tuned to deliver additional top-end performance for high performance sports such as bass fishing, skiing and racing.

The VF115 has achieved significant weight reductions, by utilising a lightweight composite lower pan and cowling, a single-ram power trim and tilt mechanism, and a lightweight mounting bracket, delivering an exceptional power-to-weight performance. This compact, lightweight and capable engine delivers a performance typically associated with a two stroke, but with the convenience, reliability and whisper quietness of a four-stroke. Technical Specification

HeightL: 516 [20.3] | X: 643 [25.3]

WeightL: 171 | X: 176

Engine4-Stroke, 16 Valve DOHC Direct Action In-line 4

Displacement1832.0

Bore81 x 88.9

Max RPM5300-6300

LubricationWet-sump

FuelEFI

IgnitionTCI

StarterElectric

Alternator12V - 35A with Rectifier Regulator

OperationMechanical control

TiltPower Trim & Tilt

GaugesOptional

Network GaugesOptional

Gear Ratio2.15 : 1

Engine Details

Horse Power

115

Disclaimer

Our company offers the details of this vessel in good faith but cannot guarantee or warrant the accuracy of this information nor warrant the condition of the vessel. A buyer should instruct his agents and/or surveyors to investigate such details buyer desires validated. This vessel is offered subject to prior sale, price change or withdrawal without notice.