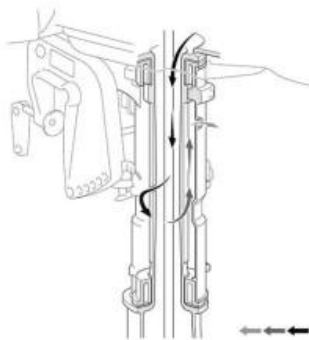
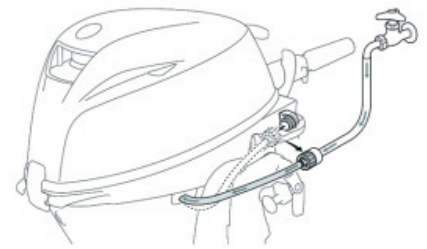
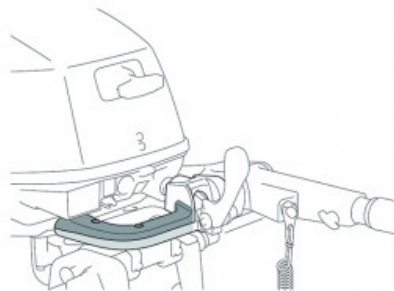




F15



←←← Exhaust



Specifications

Boat Details

Price	POA	Boat Brand	Yamaha
Model	F15	Length	0.00
Year	2026	Category	Boat Engines and Outboards
Hull Style		Hull Type	
Power Type	Power	Stock Number	F15CEHL

Disclaimer

Our company offers the details of this vessel in good faith but cannot guarantee or warrant the accuracy of this information nor warrant the condition of the vessel. A buyer should instruct his agents and/or surveyors to investigate such details buyer desires validated. This vessel is offered subject to prior sale, price change or withdrawal without notice.

Condition
Suburb

New
HORNSBY

State
Engine Make

New South Wales

Disclaimer

Our company offers the details of this vessel in good faith but cannot guarantee or warrant the accuracy of this information nor warrant the condition of the vessel. A buyer should instruct his agents and/or surveyors to investigate such details buyer desires validated. This vessel is offered subject to prior sale, price change or withdrawal without notice.

Description

For big engine performance, delivered in a small engine package, you can't go past Yamaha's F15 outboard. This two-cylinder, 362cc, four-stroke outboard is extremely fuel efficient, while producing a powerful and smooth-riding all-round performance. This engine includes Yamaha's PrimeStart™, which delivers quick and efficient starting in all climatic conditions. While the manual start models include an Auto Decompression feature which makes pull starting easier. Other features include a Shallow Water Drive System which allows safe operation in shallow waters and a high out-put alternator to ensure adequate power supply to run all your electronics.

Technical Specification

HeightS: 438 [17.2] | L: 565 [22.2]
WeightS(MH): 51 | L(MH): 53 | S(EH): 54 | L(EH): 56
Engine4-Stroke, SOHC In-line 2
Displacement362.0
Bore63 x 58.1
Max RPM5000-6000
LubricationWet-sump
FuelCarb
IgnitionCDI
StarterManual (MH), Electric (EH)
Coil12V - 120W (MH)
Alternator12V - 10A with Rectifier Regulator (EH)
OperationTiller handle
TiltManual tilt (MH)
GaugesN/A
Network GaugesN/A
Gear Ratio2.08 : 1

Engine Details

Horse Power

15

Disclaimer

Our company offers the details of this vessel in good faith but cannot guarantee or warrant the accuracy of this information nor warrant the condition of the vessel. A buyer should instruct his agents and/or surveyors to investigate such details buyer desires validated. This vessel is offered subject to prior sale, price change or withdrawal without notice.